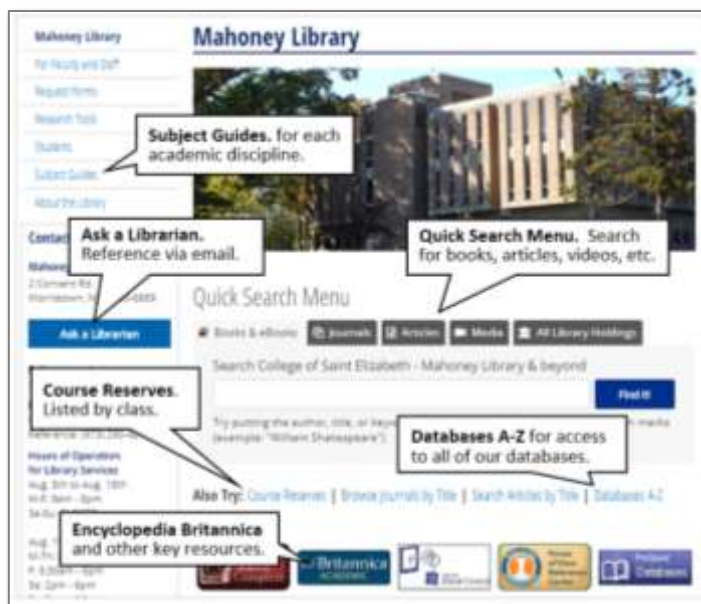


# Healthcare management/Public health: 2021 library research guide

## I. The New library homepage.

- A. **Subject guides** for each academic discipline.
- B. **Quick Search menu:** for books, articles videos etc.
- C. **Course reserves.** Books made available for your class by your instructor.
- D. **Databases A-Z.** Full listing of all the databases available through the library.
- E. **Ask a Librarian** Reference services via email.
- F. **Encyclopedia Britannica** and other key resources available directly from the home page.



## II. Health administration subject guide:

- A. Click the *Subject guides* on the library homepage.

Lib Guides: Online Reference.

Callouts on the Health Administration & Public Health subject guide:

- Online Encyclopedias.
- Citing sources.
- Key Databases.
- Medline, PubMed & PubMed Central from the National Library of Medicine.

- B. Select **Health Administration & Public Health** from the list of academic disciplines listed on the page.

1. Top left: Online Encyclopedias lists authoritative reference sources, like *Encyclopedia of Nursing and Allied Health*.
2. Top Right: *LibGuides* from Credo, an online reference source.
3. Center: Key Databases: *ABI/Inform*; *Health Business Full Text*
4. Below left National Library of Medicine databases. *Medline*, *Pub Med*, *Pub Med Central*.
5. Below right: Books & ebooks, library catalog, Inter-library loan.

## III. Credo. Online Reference collection

Callouts on the Health in Credo Home page:

- Click tabs to select topics and resources.
- Search screen

## IV. The online catalog.

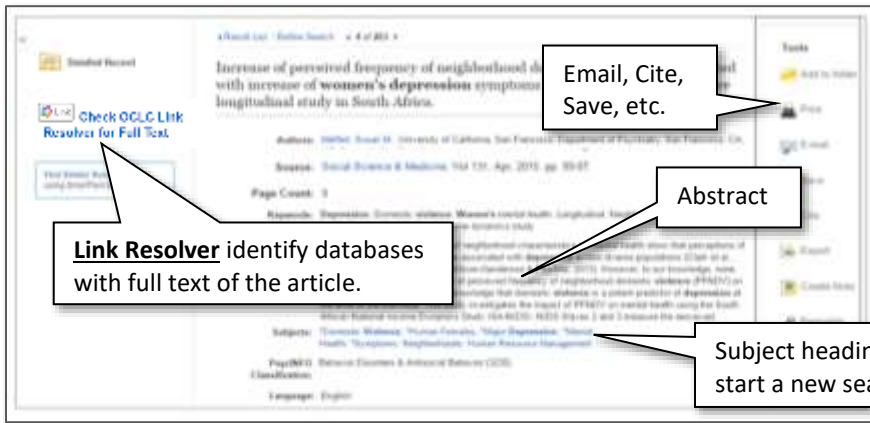
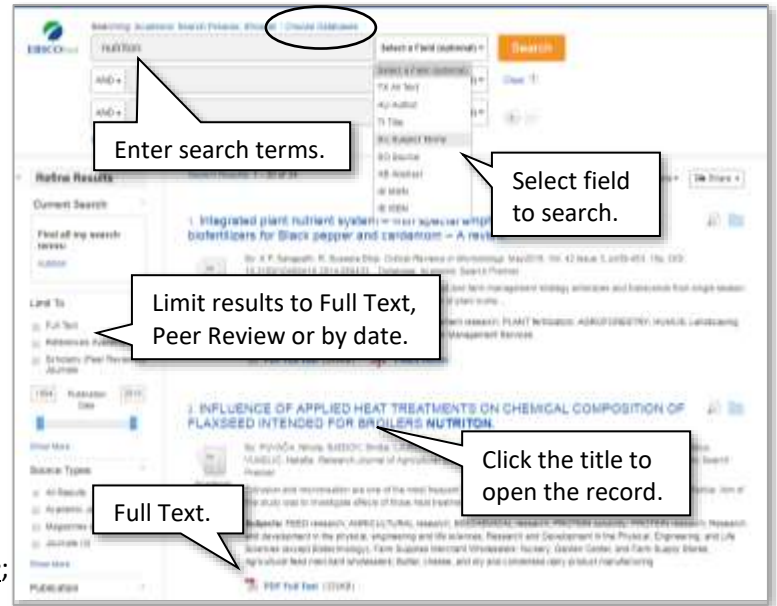
- A. The results page will list both books and ebooks listed for your particular search

Callouts on the search results page:

- To search for books in the catalog, click on the Books & ebooks tab, enter your search terms and click on **Find it**
- To access ebooks, click on the View ebook link.
- To find the print book, copy down the **Call number** in the record.
- You can also Cite, Link Email or Save the record.

**V. Health Admin. databases** (available through Ebsco)

- A. **Medline.** Citation database with links to full text, from the National library of Medicine.
- B. **Health Business Full Text.** For professionals with numerous full-text journals.
- C. **CINAHL.** Database covering Nursing & Allied Health.
  1. Search databases simultaneously on Ebsco. (click *Choose Databases*).
  2. Select the search you want to do (subject, keyword etc.) and click search.
    - a. Use asterisk (\*) as a wildcard for other letters (ie: teen\* = teens, teenage, etc.).
    - b. Use quotes ("") to search terms as a phrase (ie: "drug abuse").
    - c. Limit results to a specific data range, or to peer reviewed articles.
  3. Other databases to use: ProQuest Health & Medicine; Science Direct; Pub Med; Pub Med Central.



**D. The Open Record**

1. Abstract and subject headings available.
2. Full Text or OCLC Link Resolver listed when available.
3. Click on subject headings to generate a new search.
4. Print, email, or cite the record in whatever citation format you use.

**VI. Searching for full text**

- A. If full text access is not provided in the database you are in, click on the **OCLC Link Resolver** link.
  1. This should take you directly to the article.
- B. If you are searching for full text access to a specific article, click on the Search Articles by Title link below the Quick Search Menu.



1. On the next screen, enter the article title, the title of the publication, and click search.
2. If we have full text access to the article, it should appear directly from this search.