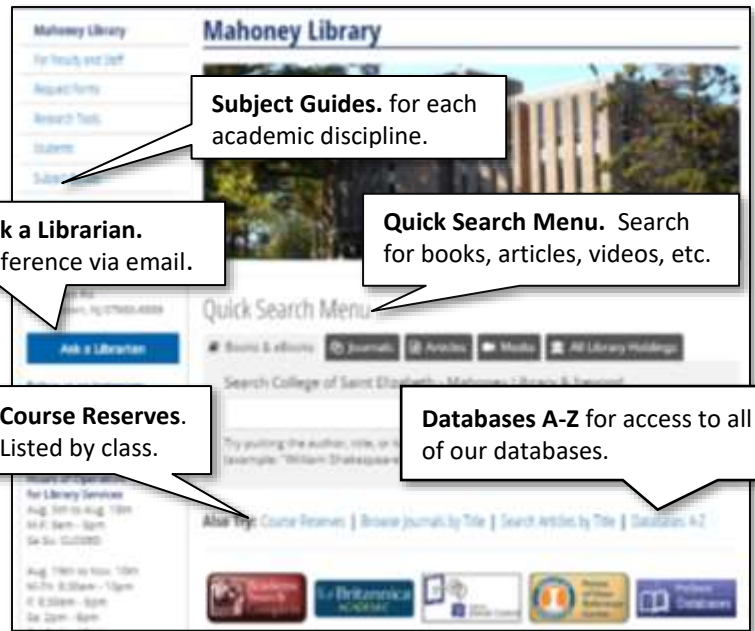


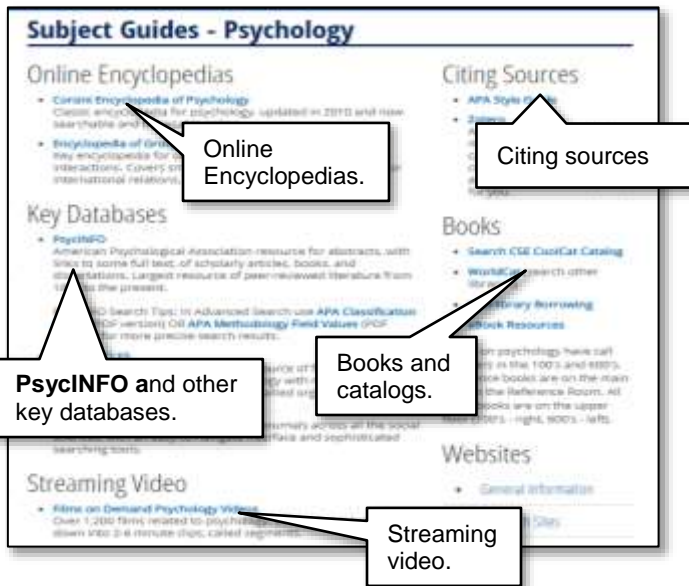
Psychology: 2021 library research guide

I. The library homepage.

- A. **Subject guides** for each academic discipline.
- B. **Quick Search menu:** for books, articles, videos etc.
- C. **Course reserves.** Books made available for your class by your instructor.
- D. **Databases A-Z.** Full listing of all the databases available through the library.
- E. **Ask a Librarian** Reference services via email.
- F. **Encyclopedia Britannica** and other key resources available directly from the home page.



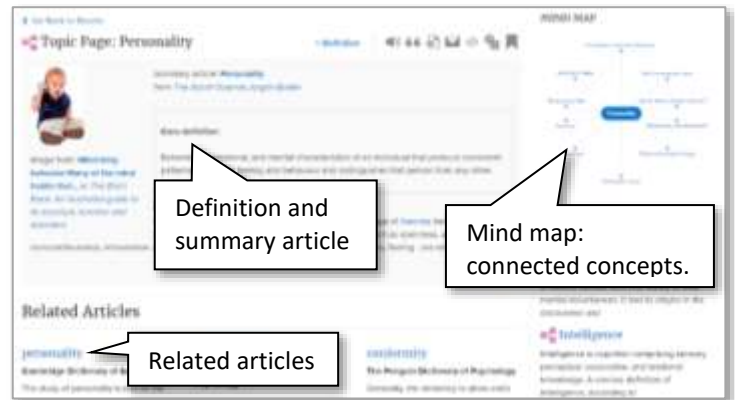
II. Psychology subject guide:



- A. Click the **subject Guides** link on the library homepage.
- B. Select **Psychology** from the list of academic disciplines listed on the page.
 1. Top: Online Encyclopedias lists the most authoritative reference sources, like *Corsini Encyclopedia of Psychology*.
 2. Top Right: Citing sources. APA guide and Zotero, an online citation manager and bibliography generator.
 3. Center Left: Databases: *PsycINFO*; *PsycARTICLES*
 4. Right Center: Searching and retrieving books, Inter-library loan.
 5. Below: Streaming video and Websites for psychology.

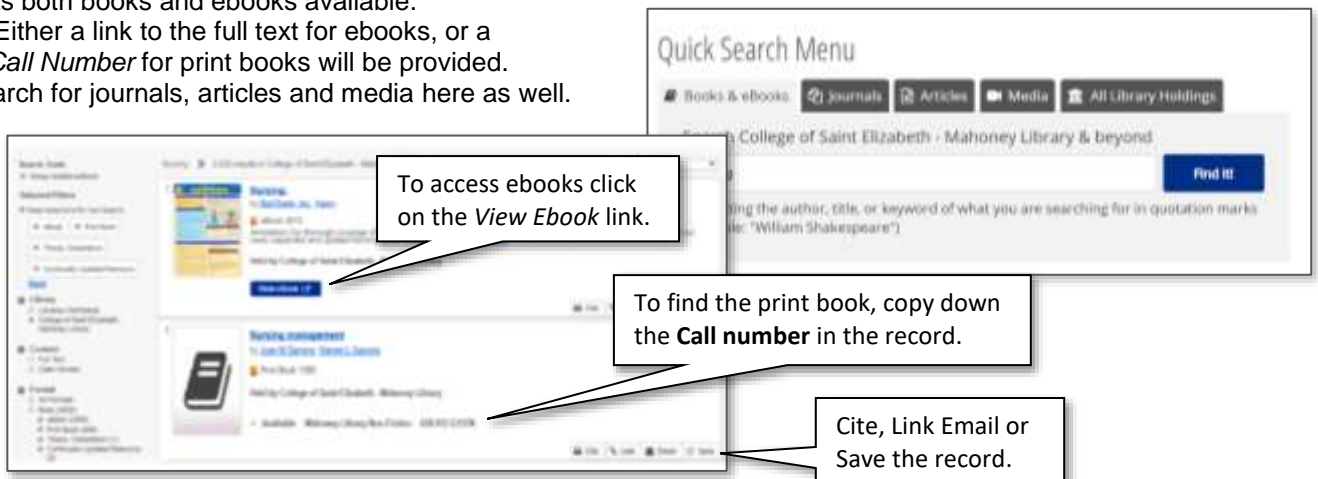
III. Books.

- A. Credo Online Reference collection: Database of reference works
 - Over 900 reference works (many on psychology) and topic pages covering a wide range of subjects.
 - Links to database articles on similar topics.
- B. Circulating collection
 1. Over 100,000 books, and over 200,000 ebooks.
 2. Borrowing privileges with student ID & barcode.



IV. The online catalog.

- A. Lists both books and ebooks available.
 1. Either a link to the full text for ebooks, or a **Call Number** for print books will be provided.
- B. Search for journals, articles and media here as well.




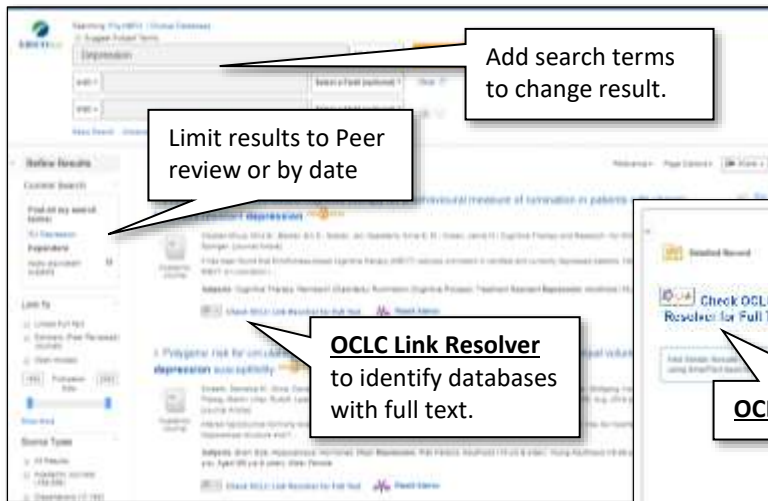
V. Databases

- A. **PsycINFO**: Premier database for psychology with links to full text.
1. Search other databases such **PsycARTICLES** simultaneously.
 2. Select the search you want to do (subject, keyword etc.). Click search.
 - a. Use asterisk (*) as a wildcard for other letters (i.e.: teen* = teens, teenage, etc.)
 - b. Use quotes ("") to search terms as a phrase (i.e.: "drug abuse")
 - c. Limit results to a specific data range, or to peer reviewed articles.
 - d. Other databases to try: **ProQuest**; **Science Direct**.




B. Reviewing results

1. Results will appear below search screen.
2. Limit results further by date range, full text or scholarly peer review.
3. Click on the title of the article to open up the record (see below)



VI. Searching for full text

- A. If full text is not provided in the database you are in, but is available in another database, the **OCLC Link Resolver link** will appear.
 1. This will take you to the article, *when available*.
- B. If you are searching for full text to a specific article, use the **Quick Search Menu** from the library home page, and click **Search Articles by Title**.



1. On the next screen, enter the article title, the title of the journal, and click search below.
2. If we have full text access to the article, it should appear directly from this search.

